

KIRINYAGA COUNTY

To understand voter preferences in Kirinyaga County, Mizani Africa conducted an Opinion Survey between 1st to 11th February 2022 across 4 Constituencies

METHODOLOGY

Sampling

Random Sampling distributed proportionate to population size across 4 Constituencies in Kirinyaga County

Sample Size

1,063

Across Kirinyaga County

Sampling Error

+/- 3 with a 95% confidence level



Data Collection

Telephonic interviews were conducted

Population

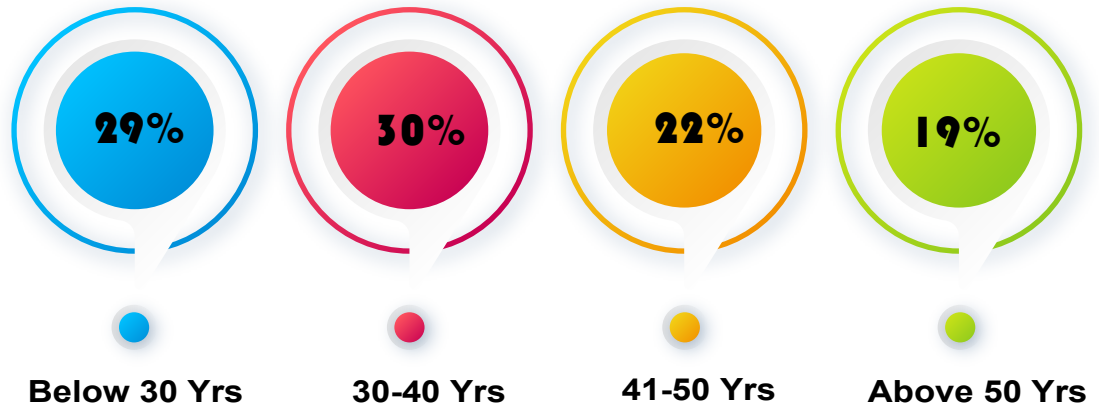
Kirinyaga County adults of 18 years & above living in rural & urban areas.

Survey Sponsor

MIZANI SOFT AFRICA

DEMOGRAPHICS

Age



Gender



GUBERNATORIAL SEAT

Comparative Analysis of Possible Aspirants

Voters were asked whom they would vote for as their Governor, if elections were held today?



33.4%

ANNE WAIGURU



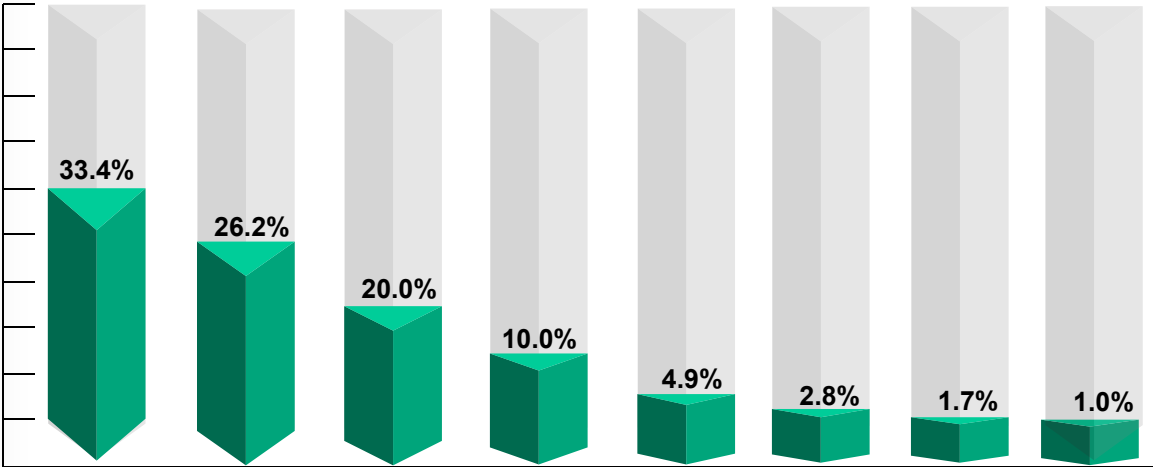
26.2%

MARTHA KARUA



20.0%

PURITY NGIRICI



Anne Waiguru

Martha Karua

Purity Ngirici

Undecided

Peter Ndambiri

Joseph Ndathi

Robison Njeru

Julius Njiiri

KIRINYAGA COUNTY

SENATORIAL SEAT

Comparative Analysis of Possible Aspirants

Voters were asked whom they would vote for as their Senator, if elections were held today?



48.0%

CHARLES KIBIRU



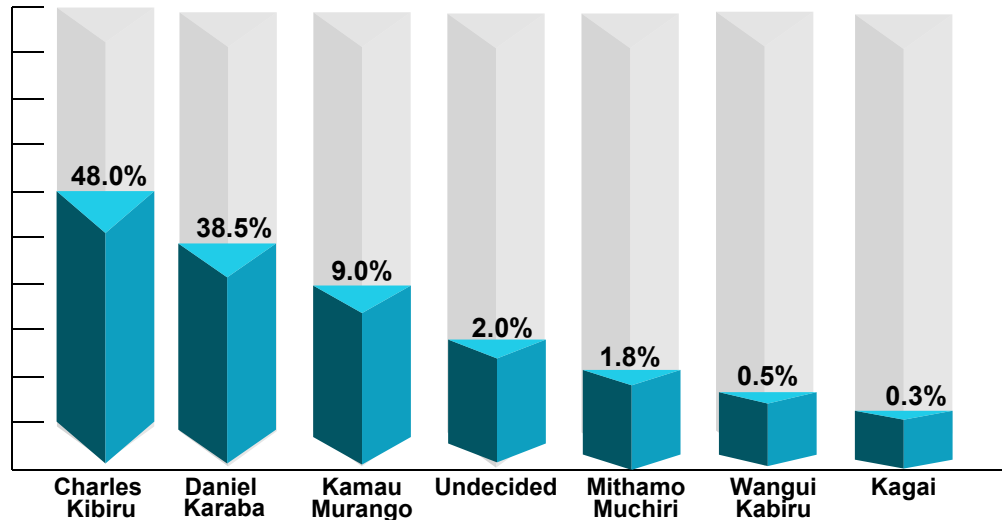
38.5%

DANIEL KARABA



9.0%

KAMAU MURANGO



KIRINYAGA COUNTY

Comparative Analysis of Possible Aspirants

**WOMAN REP.
SEAT**

Voters were asked whom they would vote for as their Women Rep, if elections were held today?



30.7%

SHUJAA ROSE



26.1%

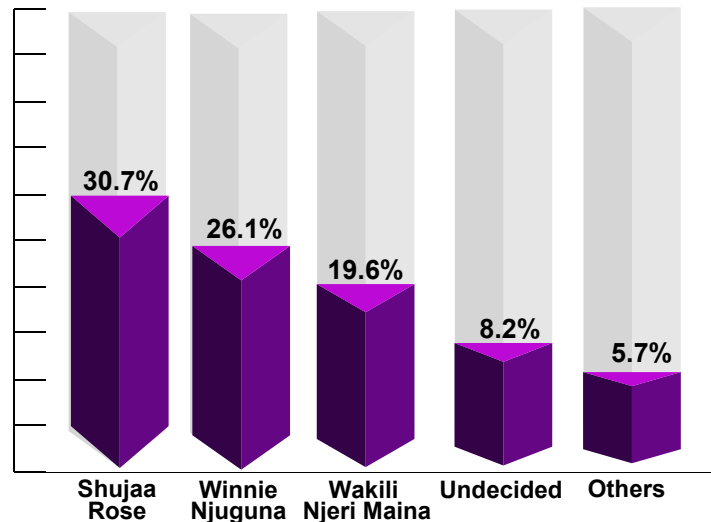
WINNIE NJUGUNA



19.6%

**WAKILI NJERI
MAINA**

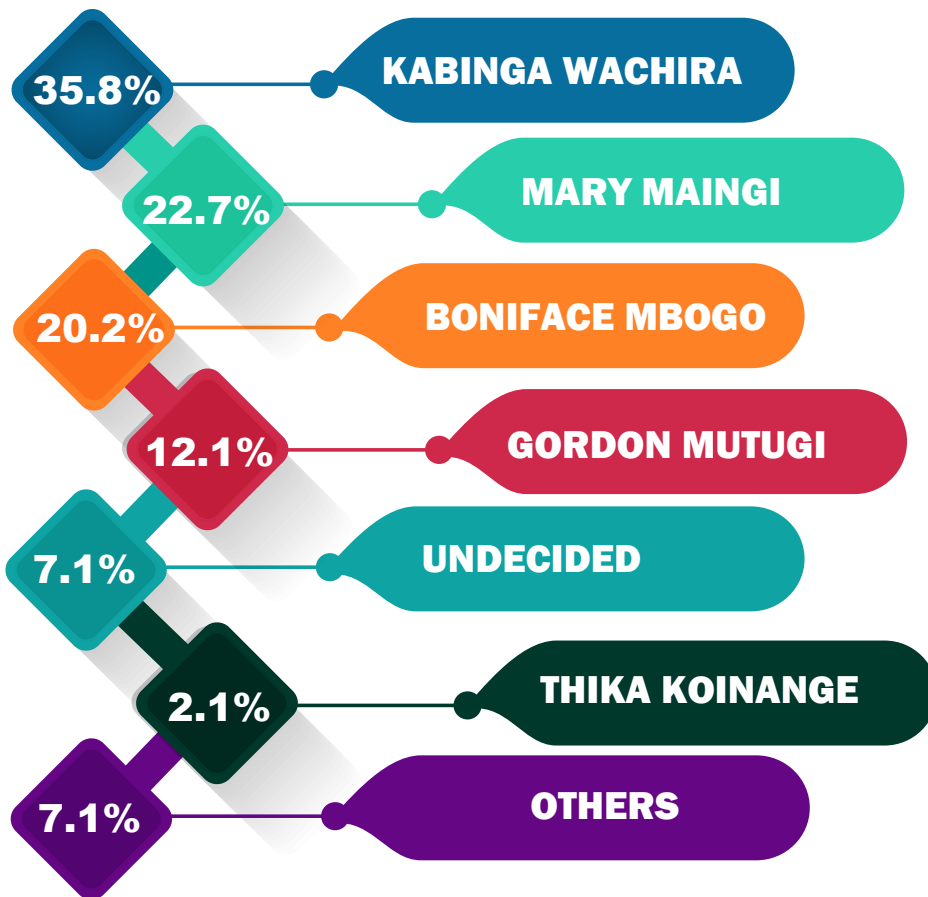
COUNTY



Comparative Analysis of Possible Aspirants

Voters were asked whom they would vote for as their Member of Parliament, if elections were held today?

MWEA CONSTITUENCY

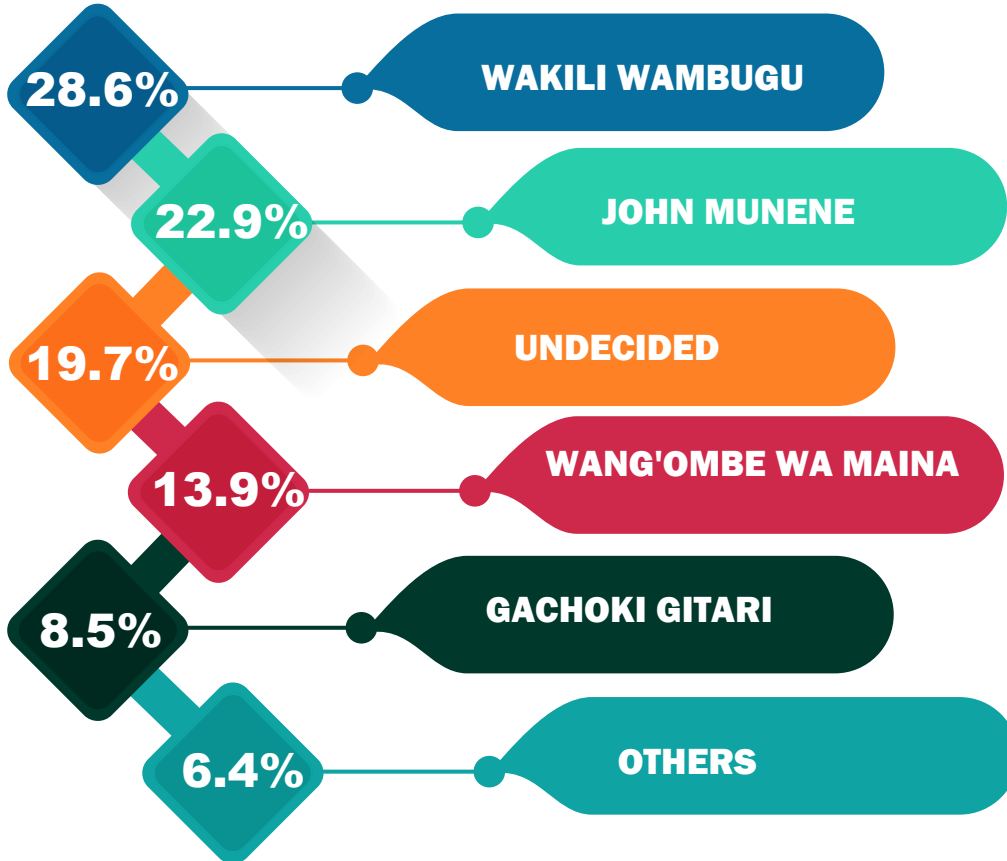


**PARLIAMENTARIAN
SEAT**

Comparative Analysis of Possible Aspirants

Voters were asked whom they would vote for as their Member of Parliament, if elections were held today?

KIRINYAGA CENTRAL CONSTITUENCY

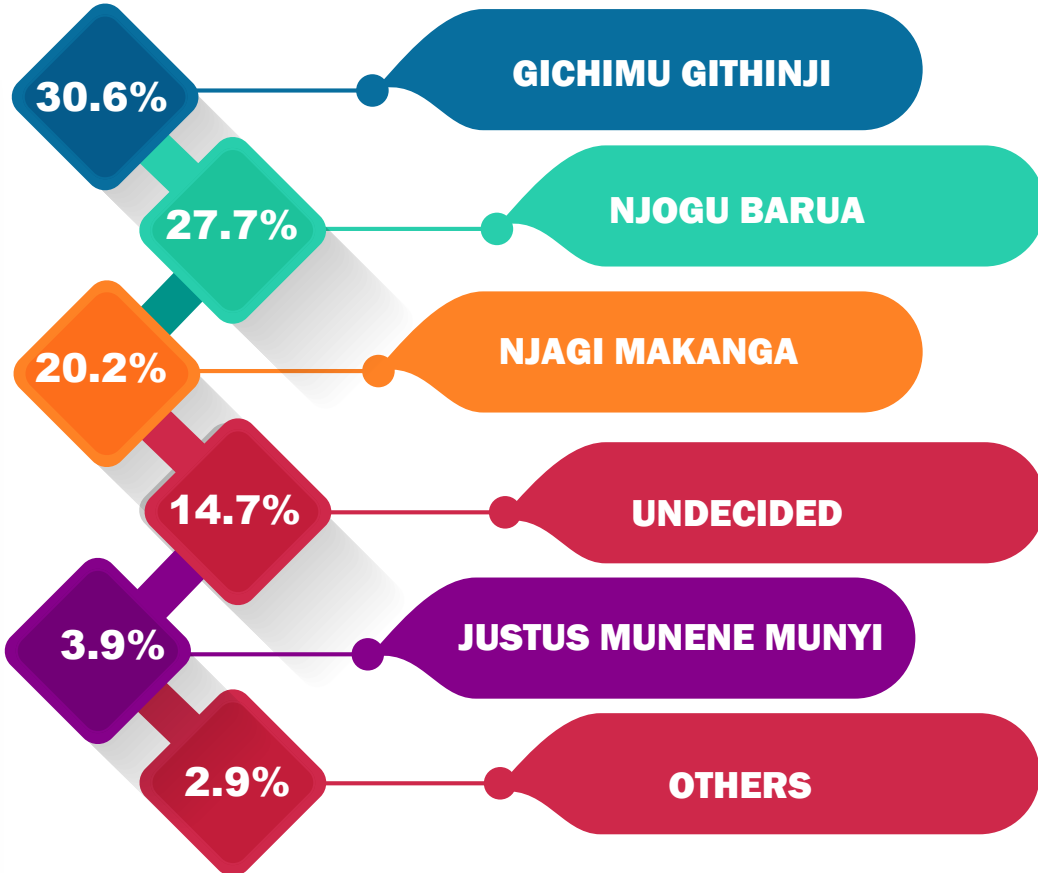


**PARLIAMENTARIAN
SEAT**

Comparative Analysis of Possible Aspirants

Voters were asked whom they would vote for as their Member of Parliament, if elections were held today?

GICHUGU CONSTITUENCY




**PARLIAMENTARIAN
SEAT**

Comparative Analysis of Possible Aspirants

Voters were asked whom they would vote for as their Member of Parliament, if elections were held today?

NDIA CONSTITUENCY



Comparative Analysis of Possible Aspirants

Voters were asked whom they would vote for as their President, if elections were held today

**PRESIDENTIAL
SEAT**

KIRINYAGA COUNTY



WILLIAM RUTO
62.0%



RAILA ODINGA
33.4%



KALONZO MUSYOKA
3.0%

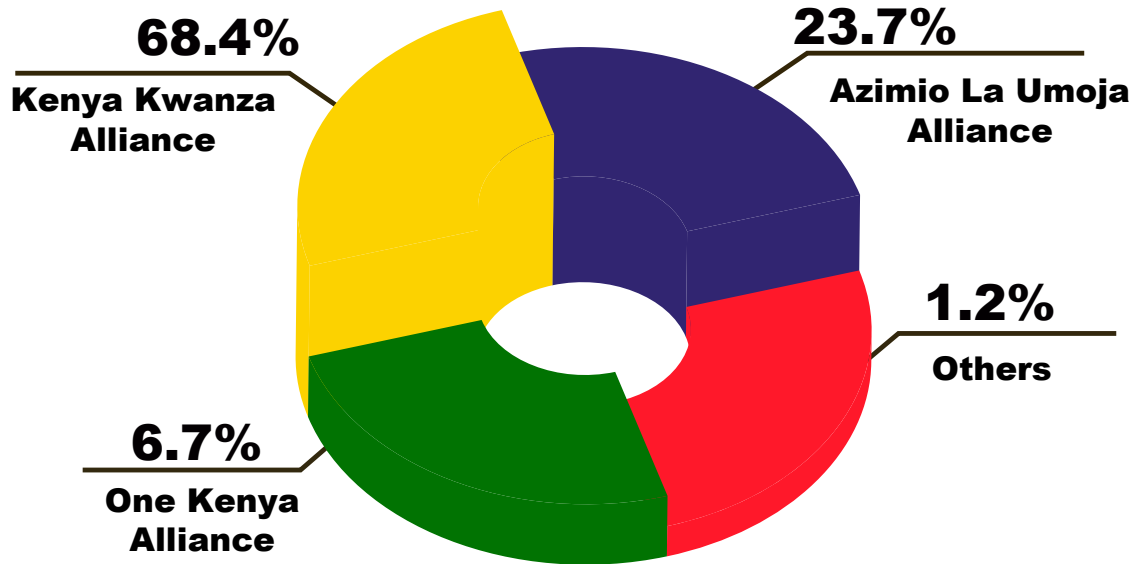


OTHERS
2.0%

POLITICAL PARTIES

Comparative Analysis of Political Parties

Voters were asked which would be their most Preferred Political Party Alliances if the election were held today.



KIRINYAGA COUNTY



**Opinion Poll
FEB 2022**



**+25473555518
+25473555512**



@Mizaniafrica



@mizaniafrica